

# [Question] Why does my computer have no sound?

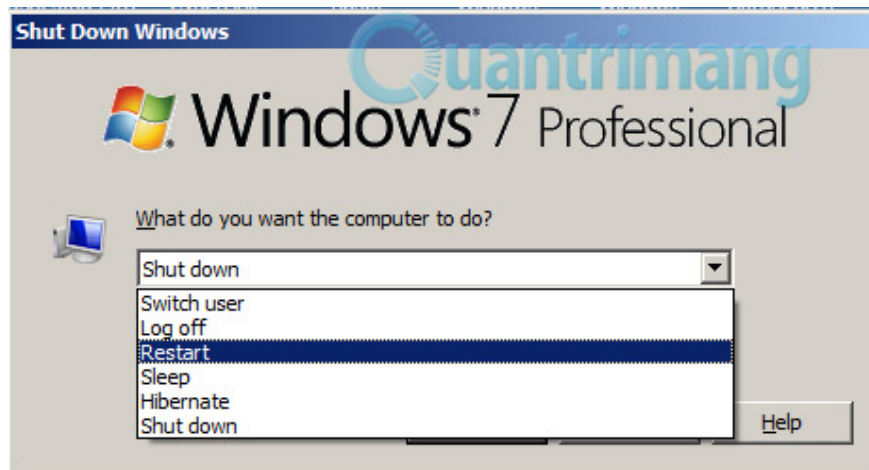
Computer loss of sound, loss of sound is largely due to several reasons. If the computer has no sound, try these steps to fix it.

As mentioned above, the phenomenon of PC or laptop has no sound, most likely due to the lack or incorrect installation of the sound card - sound card driver. With just a few basic operations below, you will easily overcome the problem. As a reminder, we introduce the most basic steps to find and fix this sound loss computer.

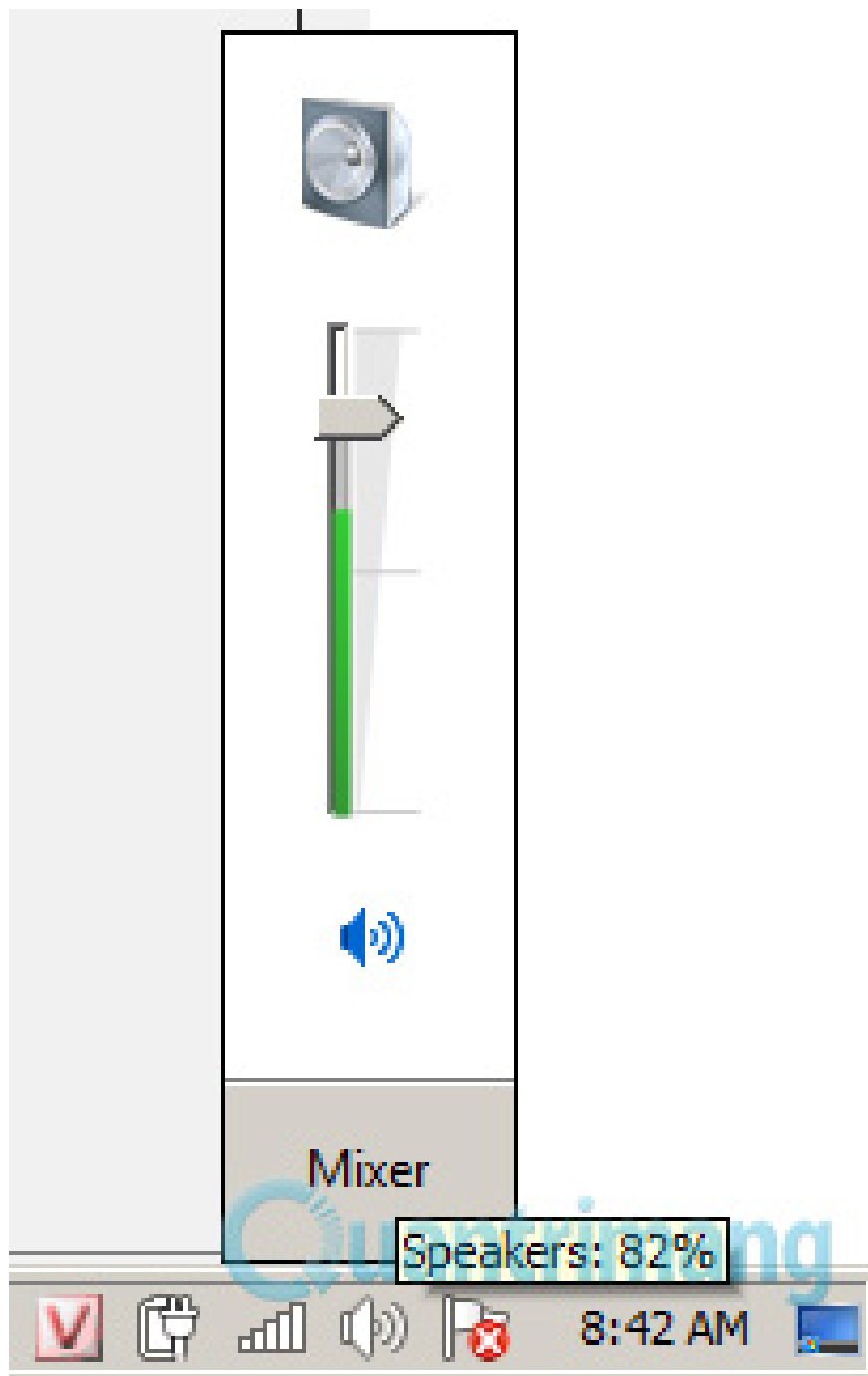
4 steps to troubleshoot audio loss in Windows

## 1. Restart the computer:

The simplest is this operation, restart the operating system.



Also, don't forget to check the **Windows Speaker** section (at the bottom right of the screen):




## 2. Check the location of the jacks:

In fact, this operation should be at number 1, but because I didn't show it above, so . that's it. On laptops now usually only have 2 Audio jacks as shown below:



Jack jack represents headphones, you plug in the headphone jack or speaker (usually the head is green or black), the remaining jack hole to plug the Mic to record (for example, if you want to sing Karaoke then Microphone required). The audio jack table on the desktop is more complicated, such as the picture below:

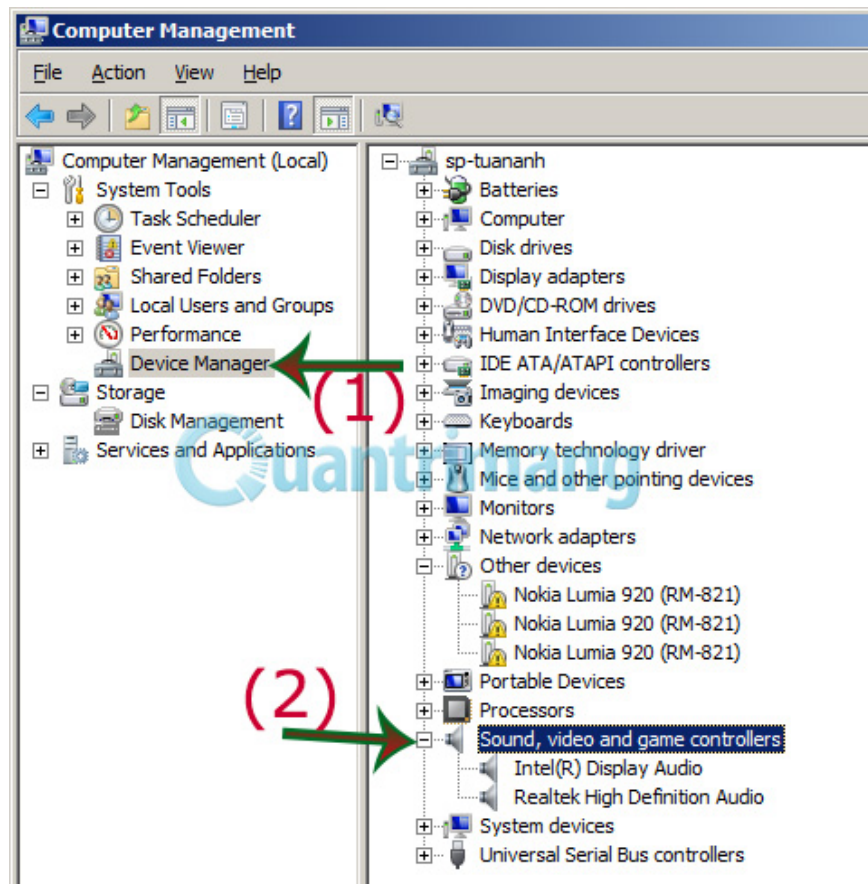


The speaker or headphone jack here is the number 2 jack

Similar to laptops, you plug the headphone jack or speaker into the jack hole with the Out symbol (usually it is green), and the pink jack is the microphone jack.

### **3. Check Windows Driver:**

After performing the above steps, the problem has not been resolved, please proceed to check the final part: the audio driver of the system. Right-click **My Computer** > select **Manage** > **Device Manager** :



In fact, this Audio Driver section is quite complicated. If you use laptop, PC . using sound cards of some popular brands like RealTek, SoundMax . this is very simple, because the manufacturer has full support for with all operating systems. All you need to do is insert the main disk into the CD drive and run AutoRun, while for laptops (usually do not have the driver disk attached), we go to the homepage and search by the series, model of the machine.

#### 4. Using driver update software:

Once you've made sure that your hardware has no problems (speakers, headphones, jacks, etc.), handle the driver by using the software. Usually, most users do not know exactly what kind of computer their audio card is, so using supporting software is the most secure and secure solution.

1. Download DriverMax for Windows
2. Download Driver Genius for Windows

The common feature is that these supporting software are free or trial, and of course the software costs money so when we try it, there are certain limitations. It is a slow download speed, many ads, only allowed to download less drivers in a certain time .

Above are some basic steps to determine the cause of the error, no sound on the laptop, PC. Hopefully this article can help you to solve problems with your computer everyday. Good luck!

You finished reading the article "**[Question] Why does my computer have no sound?**" edited by the [TipsMake](#) team. We hope this article has provided you with many useful tech tips and tricks. You can search for similar articles on tips and guides. Thank you for reading and for following us regularly.

---